

CRESTIAL™

Wasser Musik



SERIES **PEPITA**

The design of Pepita is a balanced composition of square and rectangular elements. With pleasing proportions and dimensions, where adding, deleting or changing anything would detract from the design. Easily achieving conformity of form with function for optimum no fuss user-friendliness

Pepita performs as flawless as it was designed. Like all CRESTIAL products the Pepita faucet series is a top of its class achiever. The precision of its ceramic discs cartridges is synonymous with durability, ease and smoothness of setting water flow volume and temperature. Diverters of exposed bath/shower mixers possess an automatic as well as a lockable control mode, a convenience feature designed to cope with low water pressure conditions.

Another distinction apart from its brilliant chrome surface finish, the Pepita series is also capable of going "green", in line with the relevant models of the CRESTIAL product range. Transforming easily to be environmentally friendly and conforming to WELS water conservation regulations.

Pepita quality and durability are supported by a 5 year no small print warranty.



C33144
Extended Height
Basin Mixer



C33143
Basin Mixer
with pop up
C33142
Basin Mixer
with smooth body



C33786
Sink Mixer



C28416
Wall Mounted
Shower Bar



C28216
Adjustable Shower Holder




C28107
Hand Shower



C33524
Bath/Shower Mixer



C28611
Ceiling Mounted
Shower Arm



C28523
Square Headshower
200mm x 200mm

C28631
Wall Mounted Shower Arm



C33521
Shower Mixer

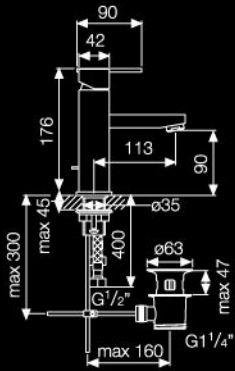


C28204
Wall Union/Shower Elbow



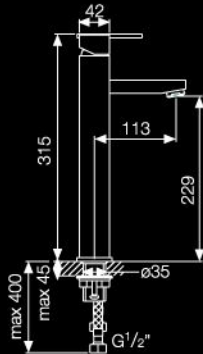
C33930
Concealed Mixer



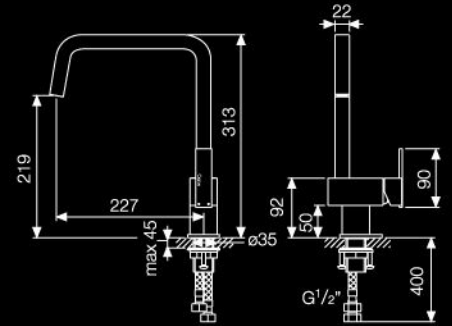


C33142 – Basin mixer
Single lever basin mixer 1/2" with flexible hot/cold feed tubes (smooth body – w/o waste assembly)

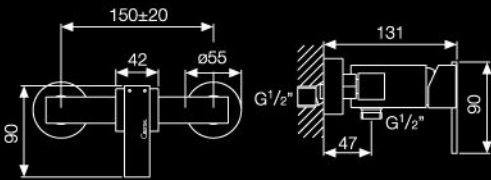
C33143 – Basin mixer
Single lever basin mixer 1/2", with pop-up waste 1 1/4" and flexible hot/cold feed tubes



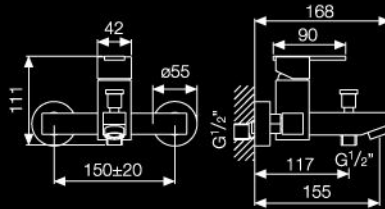
C33144 – Basin mixer
Extended height single lever basin mixer 1/2" with flexible hot/cold feed tubes (smooth body – w/o waste assembly)



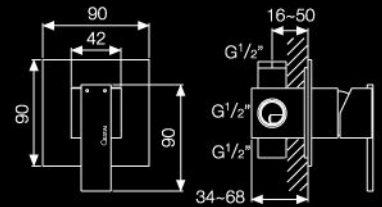
C33786 – Sink mixer
Single lever sink mixer 1/2" with swivel spout projection 227mm, flexible hot/cold feed tubes (smooth body – w/o waste assembly)



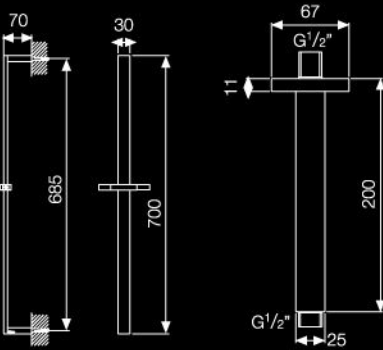
C33521 – Exposed shower mixer
Single lever exposed shower mixer 1/2", with shower outlet 1/2" and S-unions 1/2" x 1/2"



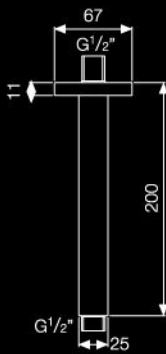
C33524 – Exposed bath/shower mixer
Single lever exposed bath/shower mixer 1/2", with automatic lockable diverter, shower outlet 1/2", S-unions 1/2" x 1/2"



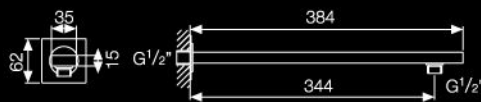
C33930 – Concealed mixer
Concealed mixer 1/2" with top and/or bottom outlets 1/2", sliding cover plate



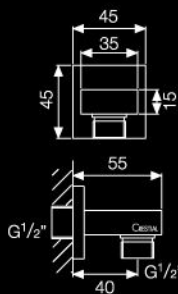
C28416 – Shower bar
Shower bar 700mm length



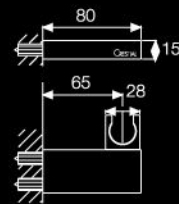
C28611 – Shower arm
Ceiling mounted shower arm, 200mm length



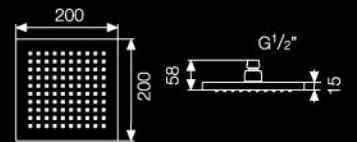
C28631 – Shower arm
Wall mounted shower arm, projection 384mm



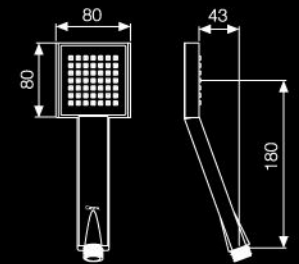
C28204 – Wall union / Shower elbow



C28216 – Adjustable handshower holder



C28523 – Headshower
200x200mm brass square headshower



C28107 – Handshower
1-function handshower, anti-cal

S T Y L E • P E R F O R M A N C E • V A L U E

CRESTIAL - SUM INT'L GmbH
58682 MENDEN
POSTFACH 2201
GERMANY

INT'L SALES & MARKETING OPERATIONS, SINGAPORE
TEL: (65) 6333 5323
FAX: (65) 6333 5336
EMAIL: SUMINTL@PACIFIC.NET.SG
WEBSITE: WWW.CRESTIAL.COM